

# Resources and Supports to Help You Find a Job

**Ed Legge & James Martini**  
**Center for Workforce Information & Analysis**  
**August 10, 2017**

## CWIA = Center for Workforce Information & Analysis ([www.workstats.pa.dli.gov](http://www.workstats.pa.dli.gov))

### About CWIA:

- A bureau within the PA Department of Labor & Industry charged with compiling, analyzing & preparing labor market information (LMI) on the residents and workforce of the commonwealth.
- CWIA measures and report on PA's labor force (employed and unemployed), employers, industries, occupations, wages, and skills through various products and services.

### Today's Presentation Goals:

Introduce users to career products and tools

- Navigation of CWIA website
- Introduction to Career Exploration Products & Tools

## Who is CWIA?



CWIA (Center for Workforce Information & Analysis) is a bureau within L&I that produces workforce and economic statistics and analysis.

### **CWIA's key roles:**

- Provide labor market information (LMI) products & services to wide range of customers
- Measure and report on PA's labor force (employed and unemployed), employers, industries, occupations, wages, and skills through various products & services
- Calculate performance and outcome metrics for workforce program participants
- Perform data analysis and reporting on Unemployment Compensation program activities

And best of all, most CWIA services are... **FREE!!!**

# Industry versus Occupation



- Much of CWIA's data is assigned by:
  - **Industry** or
  - **Occupation**
  
- While these terms are often used interchangeably, they are in fact very different when it comes to data.
  - **Industry** refers to the type of business or organization where an individual works
  - **Occupation** refers to the job duties that an individual actually performs at their place of work
  
- An industry has workers in various occupations while a single occupation can be found in many different industries.

Example:

  - **Industry** – Hospital or Residential Construction
  - **Occupation** – Registered Nurse or Carpenter



# pennsylvania

CENTER FOR WORKFORCE  
INFORMATION & ANALYSIS

TOM WOLF, GOVERNOR | KATHY MANDERINO, SECRETARY



[MEDIA CENTER](#)

[GLOSSARY](#)

[PRODUCTS A TO Z](#)



[Twitter](#)



[YouTube](#)

## NEWLY RELEASED



[PA IDOL](#)

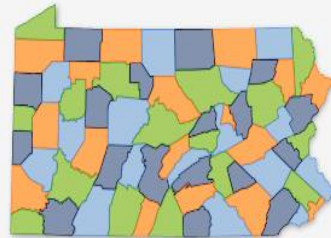
[Top 50 Job Skills Reports](#)

[Actuarial Evaluation](#)

[Career Guide](#)

[New Workforce Development Area  
Profiles](#)

## LMI DASHBOARD



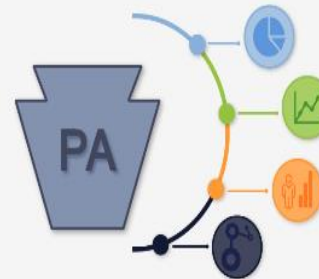
### PA Big Numbers

May 2017

Unemployment Rate	5.0%
Nonfarm Jobs	5,921,700
Initial Claims	13,121
Total New Hires	248,385

[Labor Statistics Dashboards](#)

## FEATURED PRODUCTS



[Projected Job Skills 2014-2024](#)

[High Priority Occupations](#)

[County Profiles](#)

[PA Monthly WorkStats](#)

[PA Quarterly WorkStats](#)

[Top 50 Employers & Industries](#)



Enter Search Term



pennsylvania

CENTER FOR WORKFORCE  
INFORMATION & ANALYSIS

TOM WOLF, GOVERNOR | KATHY MANDERINO, SECRETARY



Twitter



YouTube

PAWorkStats > Products A to Z

## PRODUCTS A TO Z

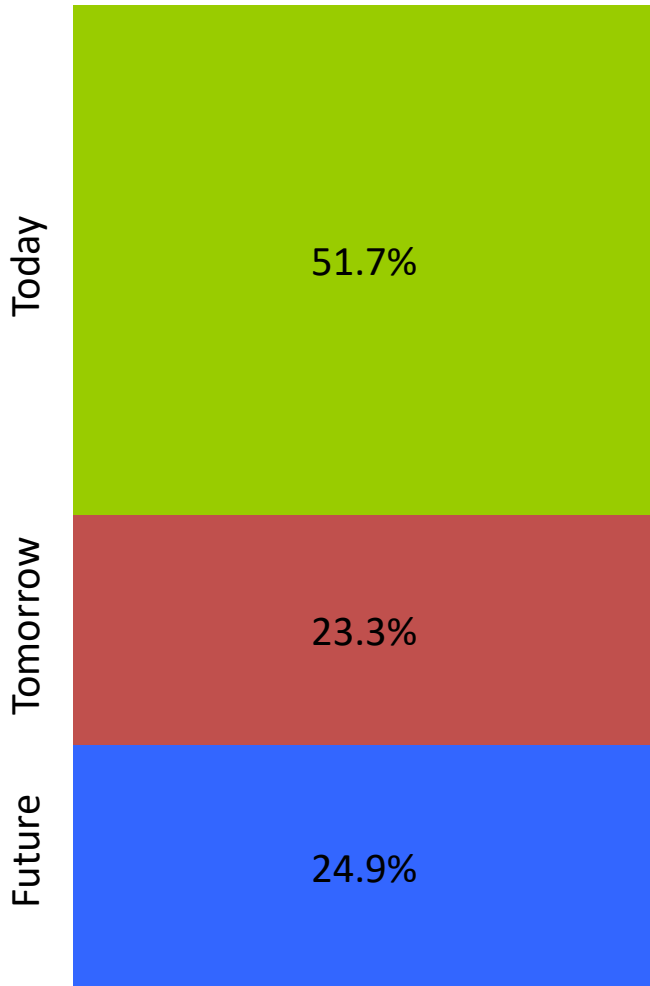
- [Actuarial Evaluation](#)
- [Career Guide](#) 🌸
- [Career Posters](#)
- [Civilian Labor Force Packet](#)
- [County Profiles](#)
- [Economic Review of PA](#)
- [e-Learning Videos](#)
- [Employment by Size Code](#)
- [Equal Employee Opportunity \(EEO\) Data](#)
- [High Priority Occupations \(HPOs\)](#)
- [Industry Forecasts](#)
- [Industries of Interest](#)
- [Industry Projections](#)
- [Job Skills](#)
- [Labor Surplus Areas](#)
- [Marcellus Shale Update](#)
- [Middle School Career Guide](#)
- [Minimum Wage Reports](#)
- [Monthly Press Releases](#)
- [New Hires](#)
- [Occupational Forecasts](#)
- [Occupational Outlook Handbook](#)
- [Occupational Projections](#) 🌸
- [Occupational Videos](#)
- [Occupational Wages](#) 🌸
- [OES FAQ Report](#)
- [PA IDOL](#) 🌸
- [PA Unemployment Compensation Activity](#)
- [PA Monthly WorkStats](#)
- [PA Quarterly WorkStats](#)
- [Pennsylvania's Industry Clusters](#)
- [Pennsylvania's Projected Job Skills](#)
- [Presentations](#)
- [A Profile of Pennsylvania's Unemployed](#)
- [Standard Occupational Classification \(SOC\) Dictionary](#)
- [Statewide Average Weekly Wages \(SAWW\)](#)
- [Survey of Occupational Injuries & Illnesses \(SOII\)](#)
- [Survey of Pennsylvania's Unemployment Compensation Recipients](#)
- [Top 50 Employers & Industries](#)
- [Top 50 Job Skills Reports](#)
- [Veterans in PA](#)
- [Workforce Development Area \(WDA\) Profiles](#)

# In-Demand Occupational Groups



Occupational Title	Empl. (2014)	Proj. Empl. (2024)	Empl. Change (2014-24)		Total Openings
			Volume	Percent	
<b>Total, All Occupations</b>	<b>6,106,280</b>	<b>6,452,200</b>	<b>345,920</b>	<b>5.7%</b>	<b>184,112</b>
Management, Business & Finance	569,980	603,960	33,980	6.0%	16,181
Computer, Engineering & Science	297,950	324,500	26,550	8.9%	8,770
Education, Legal, Social Service, Arts & Media	618,260	651,190	32,930	5.3%	16,848
Healthcare Practitioners, Technicians & Support	584,570	663,410	78,840	13.5%	21,041
Protective, Food, Building & Personal Service	1,077,700	1,163,920	86,220	8.0%	39,627
Sales & Related	618,230	632,250	14,020	2.3%	20,296
Office & Administrative Support	951,400	951,390	-10	0.0%	21,809
Farming, Fishing & Forestry	43,780	43,580	-200	-0.5%	1,191
Construction & Extraction	261,750	289,480	27,730	10.6%	7,003
Installation, Maintenance & Repair	242,210	259,060	16,850	7.0%	7,406
Production	407,800	406,060	-1,740	-0.4%	10,398
Transportation & Material Moving	432,670	463,420	30,750	7.1%	13,541

# Career Outlook by Education Level



## Career Options:

### **TODAY**

- About 52 percent of all jobs can be entered directly after high school graduation (or GED completion) and require no more than one year of on-the-job training.
- Only segment projected to grow at a slower rate (4.3%) than the state.

### **TOMORROW**

- More than 1 out of every 5 jobs will require some extended period of training, a formal certification, or completion of an Associate degree for entry.
- Above-average growth (ranging from 6.0-8.0%) expected in this group.

### **FUTURE**

- Roughly 1 out of every 4 jobs in the state require a bachelor's degree or higher.
- Highest growth rates expected for those with advanced degrees (10.0%).

*Additional education may be required to retain employment and/or to qualify for promotional opportunities.*



# Fastest Growing Occupations – Hot Jobs



## By Volume Growth:

Registered Nurses  
Combined Food Prep & Serving Workers  
Home Health Aides  
Personal Care Aides  
Heavy & Tractor-Trailer Truck Drivers  
Nursing Assistants  
Laborers & Material Movers  
Construction Laborers  
Retail Salespersons  
Customer Service Representatives

## Traditional

## By Percent Growth:

Occupational Therapy Assistants  
Physical Therapist Assistants  
Physical Therapist Aides  
Nurse Practitioners  
Operations Research Analysts  
Personal Financial Advisors  
Home Health Aides  
Physical Therapists  
Web Developers  
Physician Assistants

## Emerging

Green = Today  
Red = Tomorrow  
Blue = Future

## Annual Openings:

Retail Salespersons  
Cashiers  
Combined Food Prep & Serving Workers  
Waiters & Waitresses  
Registered Nurses  
Laborers & Material Movers  
Customer Service Representatives  
Office Clerks, General  
Home Health Aides  
Stock Clerks & Order Fillers

## Foundational

# Employment Outlook for "Hot" Jobs



Occupation	Educ. Level	Empl.	Proj. Empl.	Empl. Change	Annual Openings	Entry Wage	Average Wage	Exper'd Wage
Retail Salespersons	Short-term	195,950	202,340	3.3%	7,431	\$17,400	\$26,660	\$31,290
Combined Food Prep/Serving	Short-term	134,410	150,800	12.2%	5,983	\$17,220	\$19,260	\$20,270
Customer Service Representatives	Short-term	108,520	114,820	5.8%	3,302	\$23,670	\$35,630	\$41,610
Office Clerks, General	Short-term	131,500	133,850	1.8%	3,071	\$21,020	\$32,710	\$38,550
Stock Clerks & Order Fillers	Short-term	79,260	81,320	2.6%	2,722	\$17,310	\$24,390	\$27,940
Personal Care Aides	Short-term	62,170	75,310	21.1%	1,818	\$19,120	\$22,810	\$24,650
Nursing Assistants	Some postsecondary	79,130	88,350	11.7%	2,708	\$23,420	\$29,190	\$32,070
Heavy Truck Drivers	Some postsecondary	79,390	89,240	12.4%	2,335	\$31,410	\$45,270	\$52,190
Physical Therapist Assistants	Associate	4,720	6,100	29.2%	275	\$37,560	\$50,850	\$57,490
Web Developers	Associate	4,610	5,700	23.6%	168	\$41,590	\$67,360	\$80,250
Occupational Therapy Assistants	Associate	2,520	3,360	33.3%	157	\$34,970	\$48,940	\$55,930
Registered Nurses	Bachelor's	130,070	148,240	14.0%	4,886	\$51,340	\$68,770	\$77,480
Personal Financial Advisors	Bachelor's-plus	10,010	12,730	27.2%	523	\$50,840	\$119,140	\$153,290
Occupational Therapists	Master's	6,440	7,820	21.4%	262	\$55,490	\$78,420	\$89,890
Nurse Practitioners	Master's	4,000	5,120	28.0%	206	\$70,610	\$94,540	\$106,510

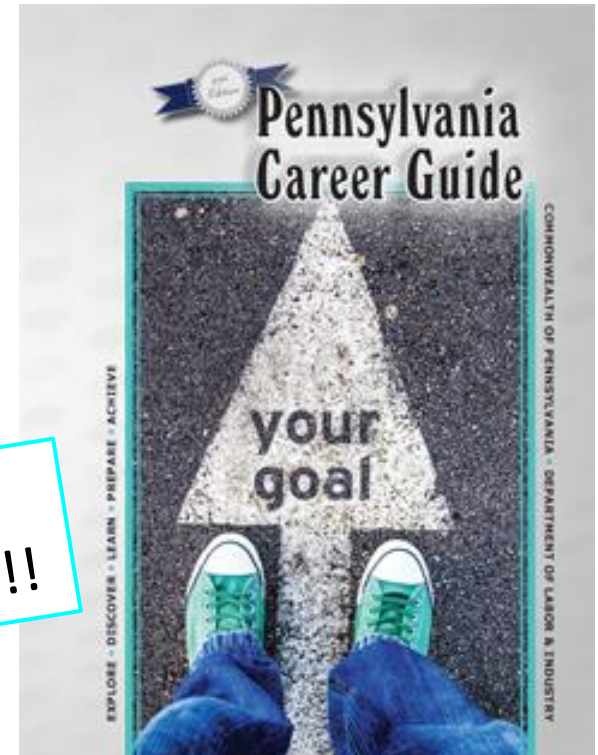
# PA Career Guides



## Includes information on:

- Interest assessment
- Wage and job outlook information
- Spotlight articles – sports, entertainment & healthcare
- Budget worksheet – NEW feature
- To-do list for High School students
- Sources for Financial Aid
- Alternative options to college
- Tips for marketing yourself as a jobseeker
- Information on PA CareerLink® Offices
- Contact information for state agencies

25<sup>th</sup> Edition  
Released May 2017!!





# Welcome to Career Coach

Discover majors and in-demand careers and education based on your interests

## Take Career Assessment

Take a Career Assessment to learn about yourself and get personalized career suggestions based on your interests and skills.

Explore Careers



## Build Your Resumé

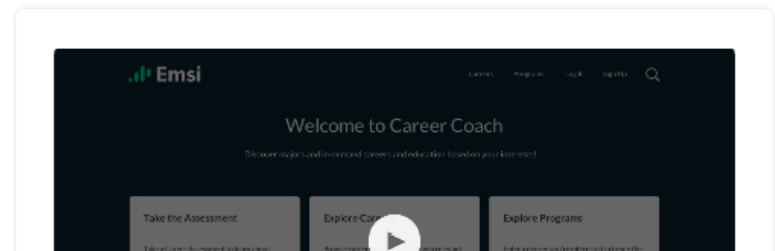
Our easy-to-use resumé builder will help you create a professional resumé.

Sign Up and Build Your Resumé

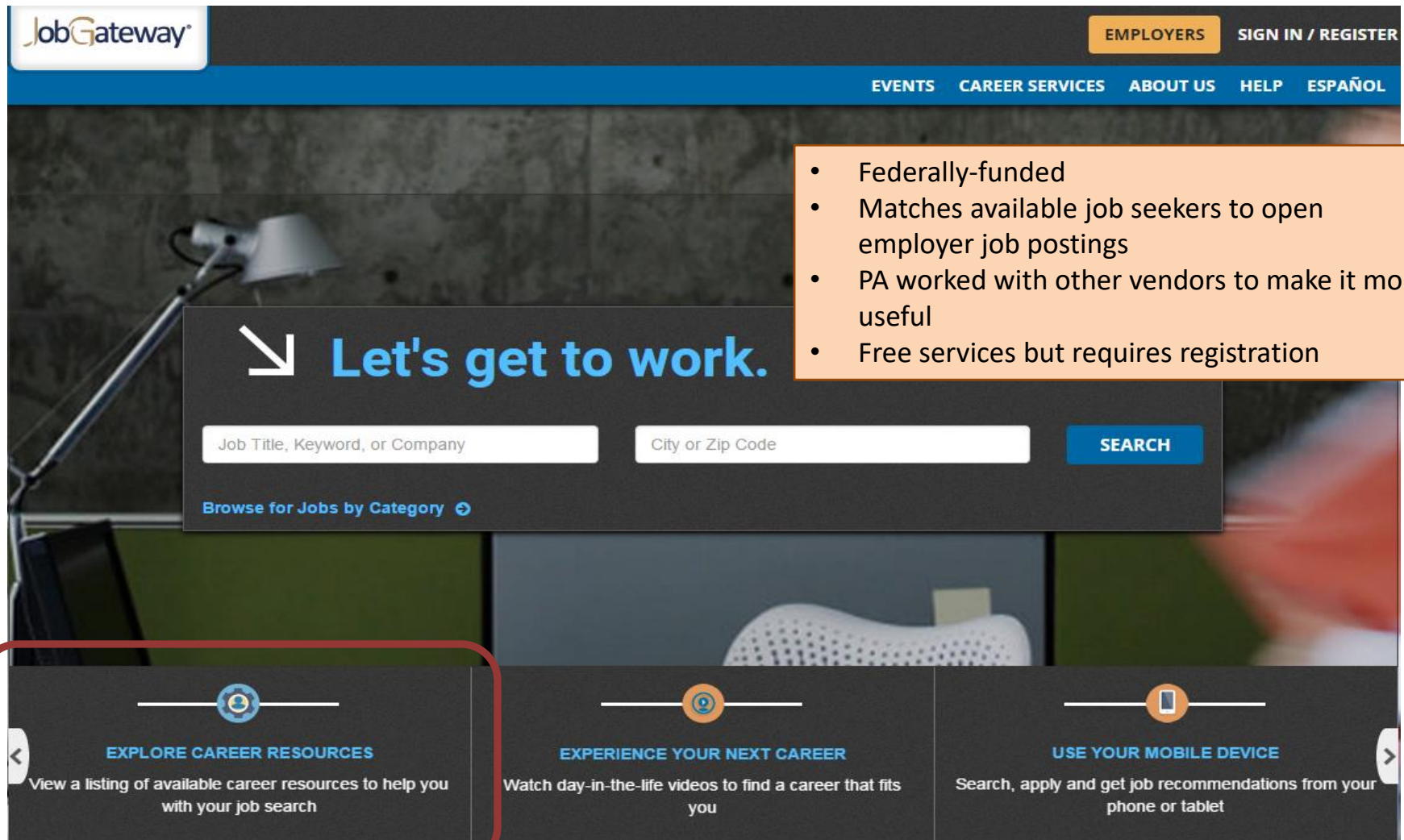
Still in Development

We give students the skills they need to be competitive in today's economy.

We share a vision of a better future by exemplifying exceptional leadership, advocacy and support on behalf of the community colleges. Our mission is to make you as successful as possible.



## Pennsylvania's Labor Exchange Portal...and so much more



The screenshot shows the JobGateway website interface. At the top left is the JobGateway logo. To the right are links for EMPLOYERS and SIGN IN / REGISTER. Below these are navigation links for EVENTS, CAREER SERVICES, ABOUT US, HELP, and ESPAÑOL. The main content area features a large banner with the text "Let's get to work." and a search bar with two input fields: "Job Title, Keyword, or Company" and "City or Zip Code", followed by a blue "SEARCH" button. Below the search bar is a link "Browse for Jobs by Category". At the bottom, there are three navigation cards: "EXPLORE CAREER RESOURCES" (highlighted with a red box), "EXPERIENCE YOUR NEXT CAREER", and "USE YOUR MOBILE DEVICE".

**Let's get to work.**

Job Title, Keyword, or Company      City or Zip Code      **SEARCH**

[Browse for Jobs by Category](#)

- Federally-funded
- Matches available job seekers to open employer job postings
- PA worked with other vendors to make it more useful
- Free services but requires registration

**EXPLORE CAREER RESOURCES**  
View a listing of available career resources to help you with your job search

**EXPERIENCE YOUR NEXT CAREER**  
Watch day-in-the-life videos to find a career that fits you

**USE YOUR MOBILE DEVICE**  
Search, apply and get job recommendations from your phone or tablet



## Assess your transferable job skills

Discover transferable skills and create a personal employment plan to find new employment and education opportunities



See how cTORQ can help identify transferable skills and find your next occupation

[Learn More](#)

- Transitional Occupation Relationship Quotient
- Examine like occupations based on experience
- Built on O\*NET KSA's
- Creates TORQ (gap) scores to gauge connection
- Lists potential training providers & job postings
- Transportable reports





## Explore and plan your next career

Watch day-in-the-life videos of professionals in a wide range of careers and discover the perfect career to match with your abilities and interests.



See how Virtual Job Shadow<sup>®</sup> can help you learn about careers from real people with real experience.

[Learn more ▶](#)

- Videos on about 350 occupations; more added often
- Presented by people working in the field
- Integrates CWIA projections data
- Other occupations have short narratives (like O\*Net)
- Includes training provider and job posting searches
- Other tools – magazines, soft skills, interviews



**virtualjobshadow<sup>®</sup>**  
interactive career exploration

View Training

Military Translator

Find the right degrees and certifications for your career path

Listen to real professionals in real work places talk about their career

Learn about careers through pop quizzes and watch interactive Q&A career advice videos

## Improve your interview skills today!

JobGateway provides you with access to free job interview training



Check out more information about Big Interview and start preparing for your next big interview

[Learn More](#) ▶

- Many people dislike interviewing
- Use webcam to practice and get feedback
- Provides strategies & techniques
- Questions specific to industry or purpose
- Quick-fire interview roulette
- Other reading resources

Skills Assessment

Career Videos

**Interview Training**

Military Translator



Interview Training

Answer Builder



# biginterview



Practice Interviews

Interview Roulette



## Translate your military skills and experience

Find civilian occupations that best align with your military skills, experience, and training



Start browsing civilian occupations by entering a Military Occupation Code or keyword/job title

[Go to Military Translator](#)



**Military**

Occupation  
Translator

**Civilian**



- Translates Military Occupational Specialty (MOS) code to Standard Occupational Code (SOC)
- Military ↔ Civilian
- Returning servicemen – translate skills to civilian jobs
- Target service time to future career plans

Skills Assessment

Career Videos

Interview Training

**Military Translator**

## CWIA Contact Information



**Customer Response: 877-493-3282 (877-4WF-Data)**

**Hours: 8:00 am – 4:00 pm**

**Email: [workforceinfo@pa.gov](mailto:workforceinfo@pa.gov)**

**Online: [www.workstats.dli.pa.gov](http://www.workstats.dli.pa.gov)**

A “**Contact Us**” button appears in the gray footer of every page on the website. The Contact Us page lists our phone number and e-mail address and includes a form that you can fill out and send to us with your questions.

